

Instructions for Guest Access to Edinboro Campus Wireless

Step 1: On mobile devices, make sure Private Wi-Fi Addressing is turned off:

Apple:

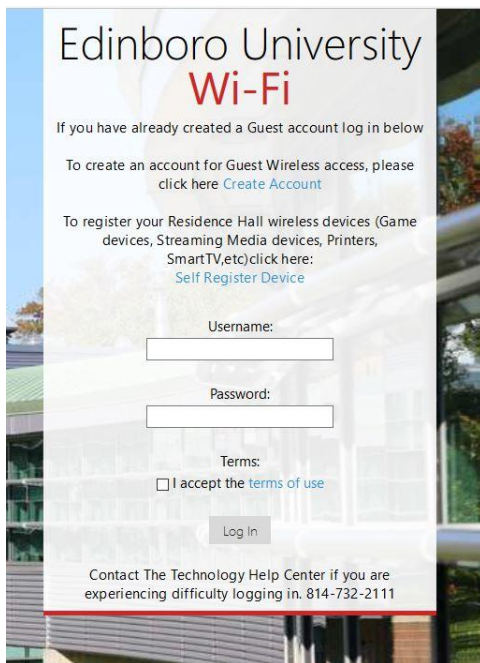
1. On your iPhone or iPad, open the Settings app.
2. Tap Wi-Fi.
3. Tap the blue “i” next to a network (one you're already connected to or not)
4. Turn off the toggle next to Private Address to mask your iPhone or iPad's Wi-Fi MAC address.

Android:

1. Go to the Settings app on your Android device.
2. Tap on Network & Internet or Connections > Wi-Fi.
3. Tap the gear icon next to the Wi-Fi name of the Linksys router or node your device is connected to.
4. Tap on MAC address type.
5. Select Use phone MAC.

Step 2: Select EU-GUEST from available networks

- If you are not automatically redirected, open a web browser and the following page should appear, if the page does not appear type in www.pennwest.edu in the browser window to be redirected to this page.



Edinboro University
Wi-Fi

If you have already created a Guest account log in below

To create an account for Guest Wireless access, please click here [Create Account](#)

To register your Residence Hall wireless devices (Game devices, Streaming Media devices, Printers, SmartTV,etc)click here:
[Self Register Device](#)

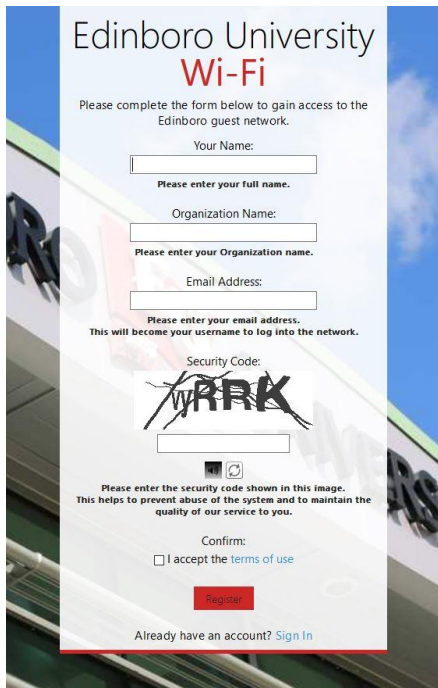
Username:

Password:

Terms:
 I accept the [terms of use](#)

Contact The Technology Help Center if you are experiencing difficulty logging in. 814-732-2111

- If you have already created a guest account you can enter your credentials, if not click on **Create Account**
- The account creation page will appear



Edinboro University
Wi-Fi

Please complete the form below to gain access to the Edinboro guest network.

Your Name:


 Please enter your full name.

Organization Name:

 Please enter your Organization name.

Email Address:

 Please enter your email address.
 This will become your username to log into the network.

Security Code:


Please enter the security code shown in this image.
 This helps to prevent abuse of the system and to maintain the quality of our service to you.

Confirm:
 I accept the terms of use

Register

Already have an account? [Sign In](#)

- Enter your information, type in the verification security code, accept the terms of use and select **"Register"**
- You will be given your logon credentials and sent an email with the information as well



Edinboro University
Wi-Fi

The details for your guest account are shown below.

Guest's Name:
Guest

Company Name:
EUP

Account Username:
 **abc@123.com**

Guest Password:
 **548055**

Activation Time:
Thursday, 02 February 2017, 3:53 PM

Expiration Time:
Friday, 03 February 2017, 3:53 PM

Log In

- Click the **"Log In"** button to connect to the wireless.